
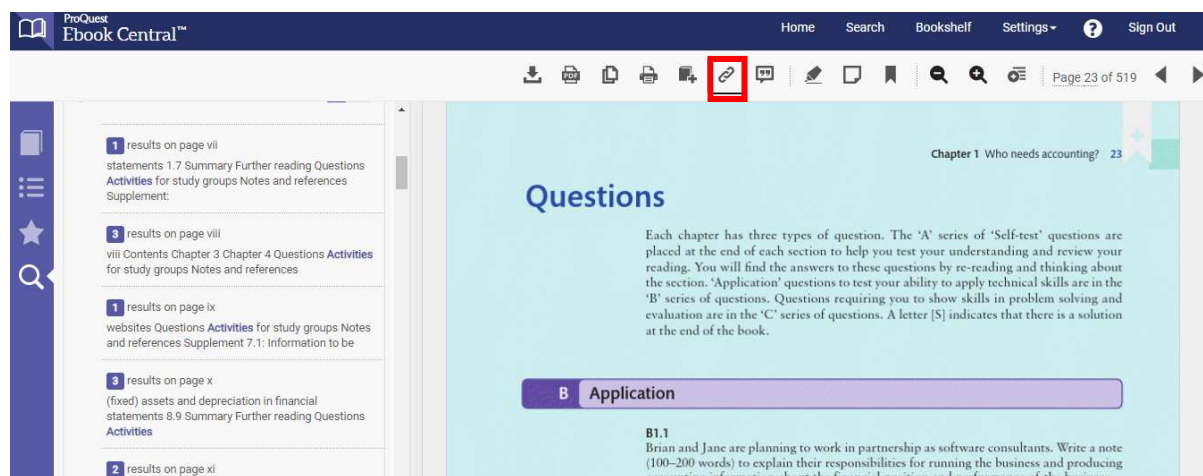


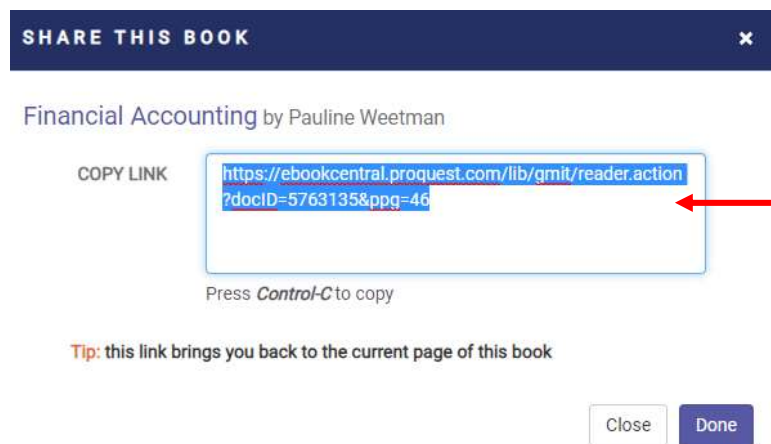
Linking to Library eBooks from Moodle.

When linking to online articles or e-books it is important to use a 'stable', 'persistent' or permalink' URL – that is, a link that will remain constant. Do not use the url in the address bar as this is not a static link and will not work after this session.


- Search library.gmit.ie for the eBook you require to add to your Moodle course. If you wish to link to a particular chapter or activity in an eBook go to that page so the students will be brought straight to this page when they click on the link in Moodle
- From the toolbar at the top click on 'Share Link' 



- A pop-up box will appear – copy this link and paste it into the week/topic you want it to appear in your Moodle course



This url will link to page 46 in the eBook. To link to the whole eBook click on the 'Share Link' button from the front cover.

- If you want to add the citation information you can click on 'Get Citation'  and change the citation format to Harvard
- Copy the citation into Moodle changing the 'Available from ProQuest eBook Central' to the url you have already copied:

Weetman, P., 2019, Financial Accounting, Pearson Education Limited, Harlow, United Kingdom.
Available from: <https://ebookcentral.proquest.com/lib/gmit/reader.action?docID=5763135&ppg=46>

Or change the whole citation to a hyperlink:

[Weetman, P., 2019, Financial Accounting, Pearson Education Limited, Harlow, United Kingdom.](https://ebookcentral.proquest.com/lib/gmit/reader.action?docID=5763135&ppg=46)