

Summon Results Display

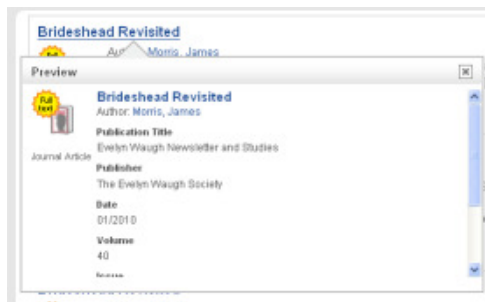
You can combine various formats, publication types, publication dates and content type to locate items that should be relevant to your needs. You can then display them from their database or browse the journal content from the 360Link page, e.g.



Click on the 'journal' link from this page to be brought to the journal information page on a database or it's own website and copy and paste in the title of the article you are searching.

What you can do from the browse List

When you view an item from the browse list, simply hovering your mouse over the title will bring up a detailed description of the item including an article abstract, if applicable. This will help you greatly in deciding if the item is worth considering opening the full text, printing and / or saving:



Download / Print / Save

If you decide to view certain items, but wish to continue through the browse list before opening the full text / catalogue records, you can store them in a temporary folder until you've gone through the list and then view all items or download, print or export them.

Download / Print / Save

(cont'd)

To do this, just hover over the item on the browse and a magnifying glass and folder icon will appear in the top right hand corner. Click on the magnifying glass to preview the item and click on the folder to store the item while you continue browsing. *N.B. This folder only works for the session you are in, you must save them from the folder to a permanent location on your pc to be able to return to them.*

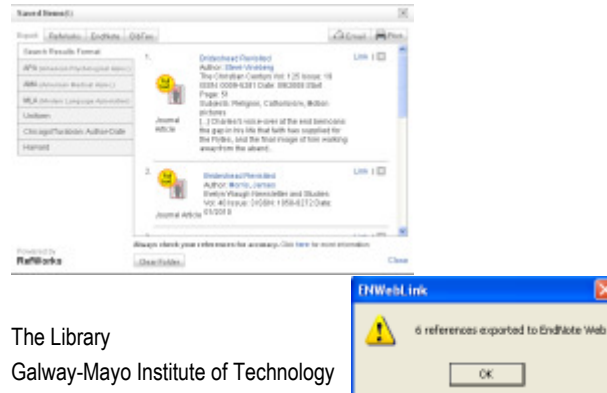
Brideshead Revisited
Author: Steve Vineberg

Exporting Items

When you are happy with the items you've saved and wish to keep them or export the references into EndNote just click on the folder icon at the bottom of the page:

You can then view the citations in one of 6 referencing styles (including Harvard) or print or email your citations. You can click on the EndNote tab and 'open' to directly export the references into your EndNote Web account.

Saved Items (6) Clear



The Library
Galway-Mayo Institute of Technology
Dublin Road
Galway

Phone: 091 742784
Fax: 091 742115

E-mail: library@gmit.ie

GMIT Library

GMIT Library



Summon

Searching and Locating Quality Content has never been as easy



Introducing Summon

A search engine which will retrieve content from library online databases, e-journals, library books and many other categories of library material

<http://gmit.summon.serialssolutions.com>

This discovery services provides a simple single-search box to the breadth of the library's collection, speedily delivering results from the library's catalogue alongside items from our subscribed databases and e-journals.



Easily discover the world of library content

[Advanced Search](#)

This should appeal to anyone who's ever used Google and/or Google Scholar, as it's simplicity in itself and ideal for browsing content when you're not sure what you're looking for.

For those of you looking for something specific, choose the 'Advanced Search' option—this will allow you to choose author, title, journal title, publication date, volume, issue, etc.

You also have the option to include / exclude various categories such as dissertations, newspaper articles, book reviews etc. You can also select a particular format, e.g. DVD.

Y10 0300 0000

Wildcard search by:

While searching results in your title:

ISBN:

From this publication:

Where:

Date published from: to

Show with this result:

Show only: items with full text online
 primary sources, or scanned records
 items in the library catalog (both print and physical material)

Exclude from results: Newspaper articles
 Book reviews
 Dissertations

Expand your results: Include results from outside our library's collection

Don't worry if you haven't selected any particular categories to include / exclude at the search stage, this is also possible when browsing items on the results display page.

Before You Start

Please note that you may need to change security settings on the

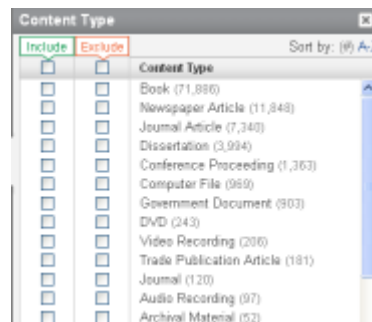
Internet Explorer browser. Go to Tools -> Internet Options -> Privacy tab and choose the setting "Accept All Cookies"



Results Display

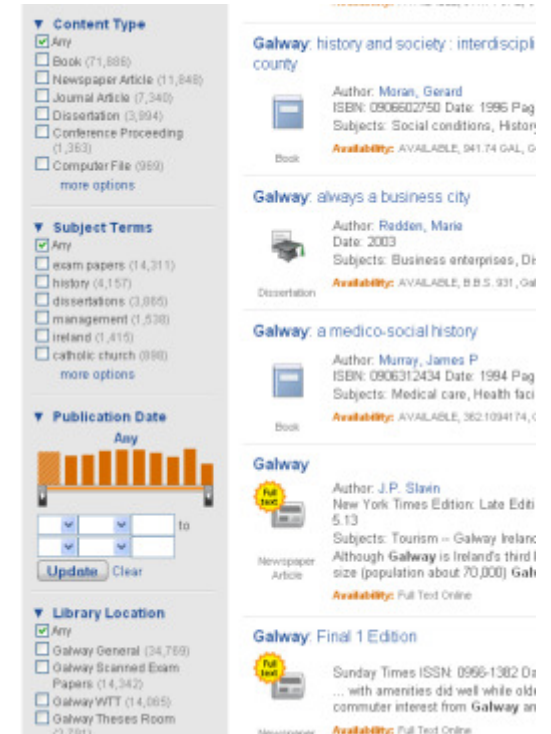
Summon's results display page is very easy to navigate, and it's possible to retrieve a list of very relevant results with just two or three clicks.

One thing to note is that Summon (like many of our other databases) displays results retrieved by **relevance** by default. This means that the first items on the list will have the highest occurrence of your search words in the title and subject headings and will be deemed to be the most relevant to your needs. You can change that to date if you wish to view the very latest item published on your topic. Now, what kind of material do you wish to look at?



You have the choice of selecting just items with full text online, peer-reviewed articles, books, dissertations, or, again, excluding particular categories

It is important to note that Summon allows you to narrow down by more than one content type: you can similarly include or exclude items that match publication type, subject heading or library location criteria. This is what makes Summon such a powerful search facility.



Linking to content

Depending on the results you wish to display, clicking on a title from the list will do one of three things:

1. Link you straight through to the **full text article** from it's database (you will require your name, ID and PIN to do this)
2. Bring you to the 360Link page where you may select the journal and retrieve the article from there
3. Open a page from the Library catalogue to give you info on it's availability and library location, or a link to the item in the case of an ebook (this applies to library stock only)